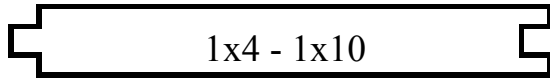


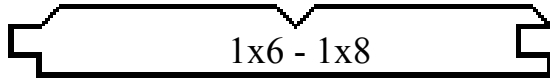


Southern Yellow Pine Patterns



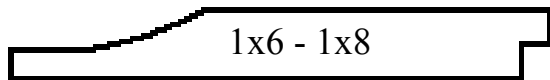
1x4 - 1x10

Centermatch



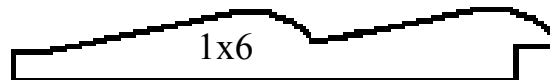
1x6 - 1x8

116 Car Siding



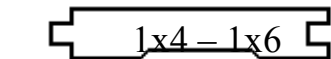
1x6 - 1x8

105



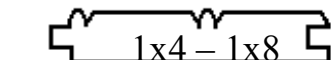
1x6

117



1x4 - 1x6

Flooring



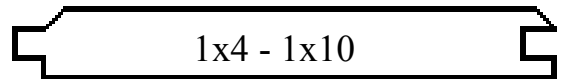
1x4 - 1x8

Beaded Ceiling
(5/8 or 3/4)



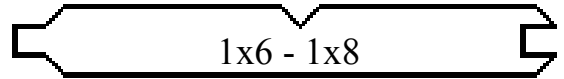
1x10

139 Lap & Gap



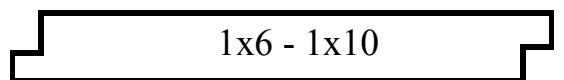
1x4 - 1x10

122 V-Joint Centermatch



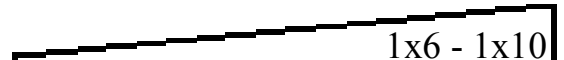
1x6 - 1x8

Reversible 122 / 116



1x6 - 1x10

Ship Lap

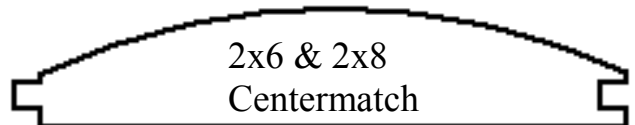


1x6 - 1x10

Bevel

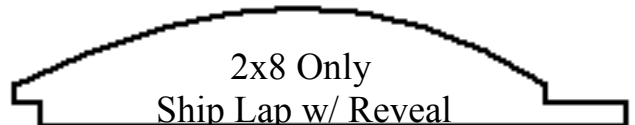
These patterns are readily available in both D grade and #2 SYP. Custom patterns can be milled to your specifications. If you do not see what you are looking for here, please send us a drawing with dimensions so we can quote your custom job.

Log Cabin Siding



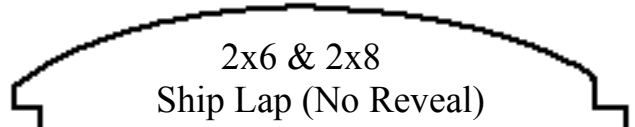
2x6 & 2x8

Centermatch



2x8 Only

Ship Lap w/ Reveal



2x6 & 2x8

Ship Lap (No Reveal)